

COMBIPHOS REFILL



COMBIMATE
GUARANTEED LIMESCALE PREVENTION

from
CISTERMISER

FOR USE WITH COMBIMATE LIMESCALE PREVENTION DEVICE

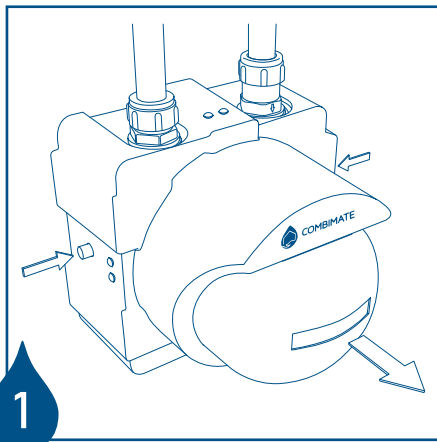

Your Combimate can be used to offer two different levels of protection, **complete system protection** or **single appliance protection**. Inside the dome is a removable **Divider Tray** which allows you to select the quantity of Combiphos that the Combimate can hold.

Single appliance protection

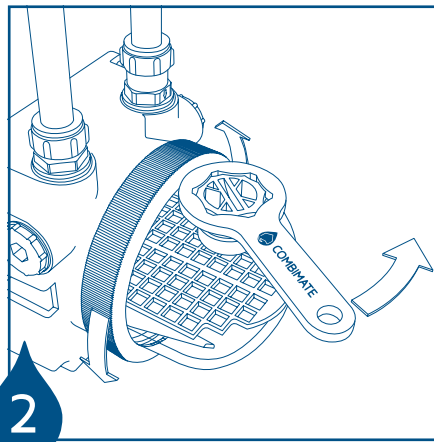
Divider Tray to remain in place (place 400g of Combiphos on to tray)

Complete system protection

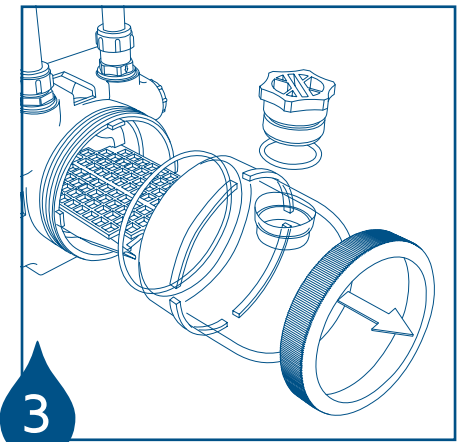
Divider Tray must be removed (fill dome with 800g of Combiphos)



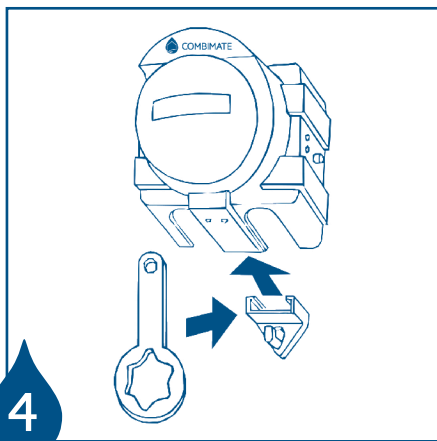
1 Depress the two red buttons and pull the cover away from the unit (Water flow through the unit is shut off when the cover is removed).



2 Unscrew red filler plug using the spanner provided. Unscrew and remove aluminium ring.



3 Remove dome from base, empty exhausted Combiphos and clean base. **Fit new 'O' ring seal**, refit dome and aluminium ring. Refill with new Combiphos through hole in dome.



4 Refit red filler plug and replace front cover. Hang spanner on hook.

