

**Alpha**



**BOILERS &  
HEAT PUMP  
SOLUTIONS**





# MAKE ALPHA YOUR FIRST CHOICE

## **COMPREHENSIVE HEATING AND HOT WATER OPTIONS**

Manufacturing products to meet heating and hot water needs for practically all property types or household size, Alpha offers high efficiency boilers as well as hybrid and heat pump solutions. In this way Alpha make it easier for householders to switch to renewable technologies that help lower the national carbon footprint and future-proof homes.

## **ADVANCED MANUFACTURING, INNOVATIVE ENGINEERING**

Part of the Italian, family-owned Immergas company, which operates in 30 countries and has manufactured over 8 million boilers, Alpha benefits from some of the most advanced production facilities in the world. With Immergas' 50,000m<sup>2</sup> headquarters and world-leading manufacturing, research and development facilities at our disposal, we are able to continually refine our product range and indulge our passion for creating genuinely innovative heating solutions.

Evident across all our ranges, this approach enables us to develop truly unique solutions to the supply, cost and environmental issues associated with traditional energy resources, such as gas.

Furthermore, Immergas is certified ISO 9001:2000, issued by the prestigious German organisation TÜV, in recognition of the extreme reliability of company quality management processes.

All aspects of the company's operation are covered – including design and product development, incoming materials acceptance, manufacturing processes, and after-sales service.

In a specific laboratory, specialist personnel test boilers every day with nothing left to chance – even down to the technical documentation and packaging.

## **CHOOSE ALPHA FOR QUALITY**

Choosing an Alpha appliance is your assurance of quality. Put simply, it means you can enjoy the very best heating technology money can buy. Using only the

best components and exceptionally high manufacturing standards, our appliances deliver truly outstanding performance and reliability.

## **MAKING A DIFFERENCE**

While sustainable energy resources like the sun and geothermal have an increasingly prominent part to play in our lives, we are not yet at a stage in the UK where we can rely solely upon them.

Here at Alpha, we marry new and traditional technologies, drawing on the best elements of each to deliver unique heating solutions.

Wherever possible we encourage a holistic approach to each project, utilising the familiar high efficiency gas boiler alongside advanced renewable heating technologies in the form of hybrid systems or full heat pumps.

Such solutions are practical to install and extremely cost effective, enabling people to make an impact on their energy bills and carbon footprint sooner rather than later.



Rated 'Excellent' by our customers on Trustpilot



Good Homes approved on our premium E-Tec Plus combi



Peace of mind with long warranties up to 13 years

### EXPERT CUSTOMER ADVICE

Whether you need help choosing the right heating appliance, or you experience difficulty before, during or after installation, we are here to assist. You can rely on our Customer Service team to provide you with expert advice. Whether it's a simple query or a more complicated problem, help is only a phone call away.

### SERVICE ENGINEER SUPPORT

In the unlikely event that you experience a problem with one of our products that can't be resolved over the phone or by visiting our website, we'll send out one of our nationwide service engineers. They are equipped with the latest communication technology to keep response times to a minimum.

### ANNUAL SERVICE

It is important to ensure that your boiler is properly maintained from the date of installation. An annual service will provide peace of mind that your boiler is working safely and efficiently, which in the long term will save you money on your fuel bills. It will also help prevent any potential problems so you can enjoy heating and hot water all year round without any unnecessary disruption.

**Please speak to your installer about an annual service plan, or contact us and we will be happy to help.**

**0344 871 8764**

(Calls are free within inclusive minutes packages; otherwise standard rates apply.)

**[www.alpha-innovation.co.uk](http://www.alpha-innovation.co.uk)**

Visit the Alpha website to access our useful Boiler Control Panel Troubleshooter and Frequently Asked Questions pages.

Additional sets of appliance user and installation instructions can also be downloaded from here.

# IT'S ALL ABOUT YOU

At Alpha, we believe in supporting our installers and are constantly looking at ways in which we can help you and your business thrive. That's why we developed the AlphaOne loyalty scheme, our handy installer app and offer free installer training.



## FREE INSTALLER TRAINING

We understand the difficulties of working in an increasingly competitive environment. Improving product knowledge and staying up-to-date with the latest innovations can help and that's why we encourage installers to attend our free training course.

Available at various locations nationwide, the one-day course gives practical hands-on experience of our latest products and lifts the lid on the latest energy saving products and relevant legislation.

To find out more about how we can support you call us on

**0344 871 8763**

or visit

[WWW.ALPHA-INNOVATION.CO.UK/INSTALLERS](http://WWW.ALPHA-INNOVATION.CO.UK/INSTALLERS)

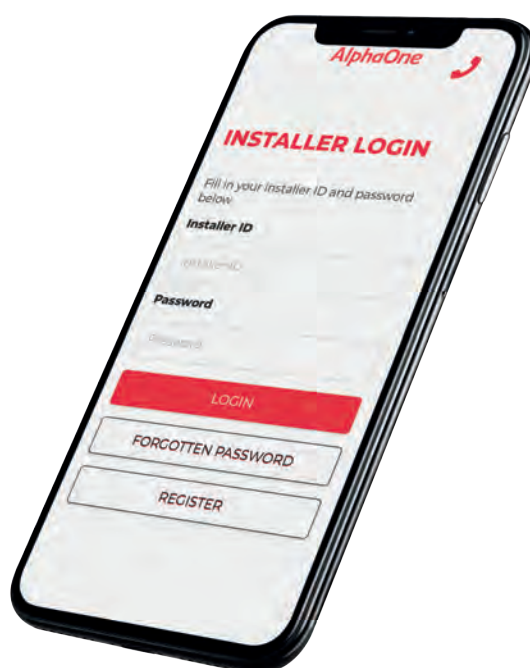


**AlphaOne**  
*Loyalty. Rewarded.*

## ALPHAONE

At Alpha we believe in supporting our installers and that's why we launched the all-encompassing loyalty scheme, AlphaOne.

By registering your boiler installations with us, you'll not only be awarded points that you can redeem against a choice of hundreds of items, but we'll also help make your life easier with exclusive business-related benefits and marketing support.



## ALPHA INSTALLER APP

The easiest way to notify us of your installations is via the dedicated installer area on our website or by using our mobile app. As well as ensuring your customers' warranty is set up on our system, we'll also submit the details to Gas Safe on your behalf and cover the cost of the notification fee.

# CREATE YOUR PERFECT HEATING SYSTEM



E-TEC HYBRID Page 8



E-TEC PLUS NX Page 14



ALPHA HYDRO Page 12



E-TEC NX Page 16



# CONTENTS

Think of the things that really matter to you and your clients when choosing a heating system. Build quality, reliability, efficiency, ease of installation and operation and, of increasingly critical importance, renewable heating options to help reduce fuel bills and lower the national carbon footprint. These are the things that make a difference.

**E-TEC NXS System boilers Page 18**

**E-TEC REGULAR Page 20**

**HEAT PUMPS page 8-13**

Alpha's range of air source heat pumps help you and your clients alike to take a step into renewable heating. Designed to collect low-temperature heat from the outdoor air and raise it, they can be used to heat the water circulating in radiators and underfloor heating. They can also provide hot water in conjunction with a cylinder or with a hybrid system using a combination boiler.

**BOILERS page 14 -21**

With a selection of boiler types in a variety of outputs, there's an Alpha boiler to suit practically every property type or household size. All models combine exceptional levels of efficiency with a host of genuinely innovative features. That's why choosing an Alpha boiler makes sense because, whichever model it is, our boilers are guaranteed to deliver on every aspect.

Whether required as a stand-alone appliance or part of an integrated system, an Alpha boiler represents the ultimate choice.

**CONTROLS page 22-23**

Controls help optimise heating system efficiency and, in turn, reduce energy bills. Designed specifically to complement the Alpha boiler range, our controls enable users to precisely programme their heating systems to suit their lifestyles and desired comfort levels.

**ACCESSORIES page 24-25**
**PremierPack Pro & Cyclone Plus**

Fitting one of our PremierPack Pro wall-mounting jigs or Cyclone Plus magnetic filter with our E-Tec boilers provides built-in protection against debris in the system, and automatically adds either one, two or three years to the standard boiler warranty. Also BS 7593:2019 compliant.

**FLUEING page 26-27**

The telescopic EasyFlue can save up to an hour's installation time and provides a neat and stylish finish.

The EasyFlue also comes with a range of plume management options. The standard terminal can be adapted to divert plume at 45° upwards, to the left or right.

For applications where there is a need to divert plume further away from the original terminal position, there is a full Plume Management Kit available.

**COMMERCIAL BOILERS & HEAT PUMPS page 28-34**

The newly extended range of Alpha boilers and heat pumps now covers a very wide range of applications with a choice of heating solutions providing maximum efficiency.

As well as meeting the needs of building owners and occupiers, the Alpha range also meets the needs of specifiers and M & E contractors with high quality components and systems designed to make installation and maintenance as simple as possible. Whatever your need, there is an Alpha boiler and heat pump for you.

# E-TEC Hybrid



Protection Pack  
Part Number: 6.5500055

**+1 YEAR WARRANTY**



E-TEC HYBRID HEAT PUMP SYSTEM	
Part number	3.033346
MCS certification number	011-1W0293



## KEY FEATURES:

- + Packaged heat pump solution
- + Perfect alternative to standard combi boiler replacement
- + Instantaneous hot water on demand, no need for stored hot water
- + Anti-freeze protection can be used without Glycol
- + Always chooses the cheapest fuel source based on current energy tariff
- + Simple hydronic layout, very easy to install
- + Hydrogen blend compatible (up to 20% hydrogen)
- + No need to upgrade existing heating system, minimising install costs
- + No F-gas requirement
- + 5 Year Warranty on approved and correctly installed/maintained installation

The Alpha E-Tec 33 HB boiler is connected with the Alpha E-Tec EHP external heat pump unit to give a full hybrid solution.

Together with the supplied Smartech controls this gives high efficiency heating and hot water. The package uses energy prices and temperature to

choose the most efficient combination to heat the home. Hot water is provided instantaneously by the gas boiler when required.

Depending on the demand and outside temperature the heating flow temperature is adjusted to heat the property effectively. The system

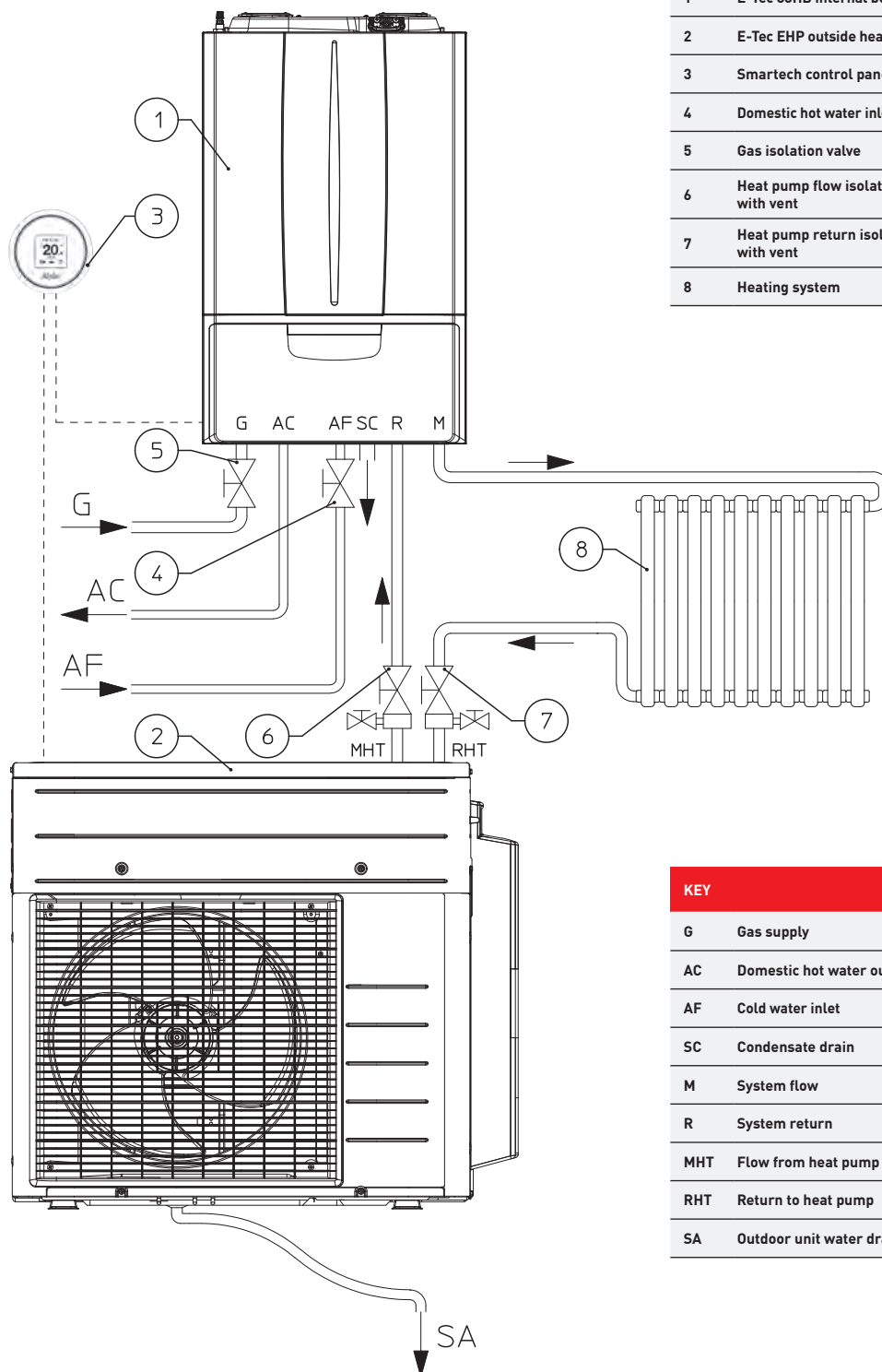
will automatically vary the water temperature in the radiators depending on the outside temperature.

The radiators may not always feel very hot on mild heating days. This is normal and the room temperature will still be maintained to the required set temperature.



## DIMENSIONS

### HYBRID HYDRAULIC DIAGRAM



#### KEY

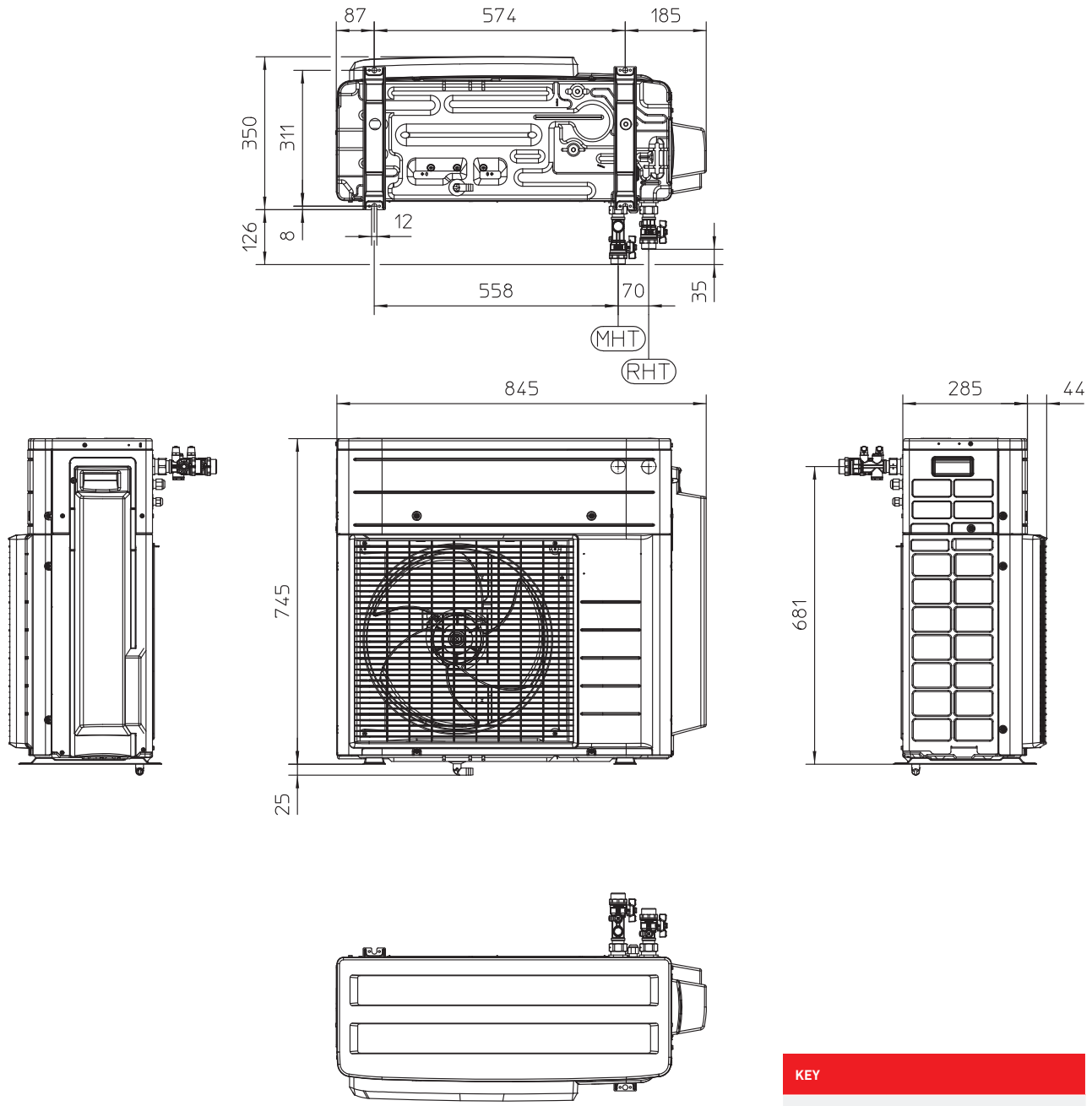
1	E-Tec 33HB internal boiler
2	E-Tec EHP outside heat pump
3	Smarttech control panel
4	Domestic hot water inlet shut-off valve
5	Gas isolation valve
6	Heat pump flow isolation valve with vent
7	Heat pump return isolation valve with vent
8	Heating system

#### KEY

G	Gas supply
AC	Domestic hot water outlet
AF	Cold water inlet
SC	Condensate drain
M	System flow
R	System return
MHT	Flow from heat pump
RHT	Return to heat pump
SA	Outdoor unit water drain

# DIMENSIONS

## CASING DIMENSIONS



KEY	
RHT (G1")	Return to heat pump
MHT (G1")	Flow from heat pump

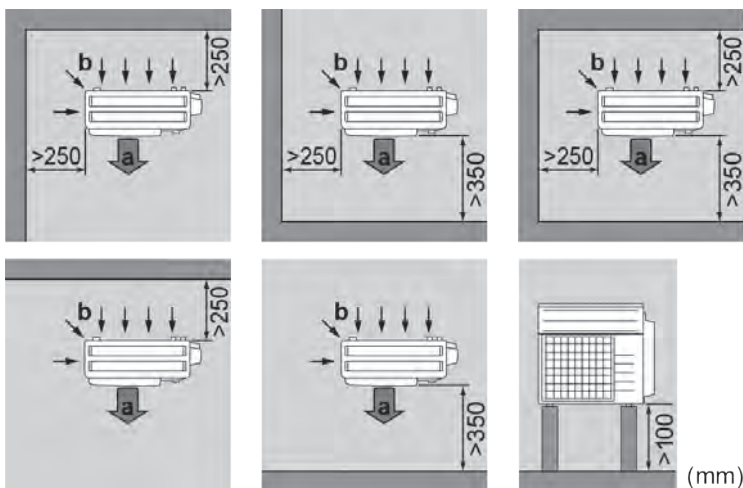
## E-TEC HYBRID EHP 4kW

Model (nominal capacity)	4kW
SCOP	4.14
Power Supply	1Φ, 220~240V, 50Hz
COP @ 35°C (external temperature 7°C)	4.55
Operating Temperature (min/max)	- 15°C ~ 25°C
Minimum System Flow Rate	500 l/h
Breaker Size	16A
Piping Connections	1" BSP
Net Weight	45kg
Pre Charged R32	0.56kg
Compressor	Swing Compressor
Sound Pressure Level	37dbA
Sound Power Level	58.7dbA
Unit Casing	Single Fan

## E-TEC HYBRID 33HB 33kW

Model (nominal capacity)	E-TEC 33
Weight	35kg
Power Supply	1Φ, 220~240V, 50Hz
Flow Rate	14.1 LPM
Pump	Grundfos
Zinc Plated Expansion Vessel	8L volume

## OUTDOOR INSTALLATION SITE REQUIREMENTS



# HYDRO Heat Pump



## ALPHA HYDRO: PACKAGED HEAT PUMP SOLUTION

The Alpha Hydro is a complete packaged solution comprising a single-phase heat pump in a choice of outputs, paired with a pre-plumbed 200 litre cylinder and Smartech control. Select one individual component from each of the sections A, B and C below to meet the required specification.

	Description	Part number	MCS certification number
SECTION A	200 litre pre-plumbed cylinder	3.033315	
SECTION B	Hydro 5kW heat pump	3.033307	011-1W0592
	Hydro 8kW heat pump	3.033309	011-1W0593
	Hydro 12kW heat pump	3.033311	011-1W0591_1
	Hydro 16kW heat pump	3.033313	011-1W0591_2
SECTION C	Smartech control	3.031906	

### KEY FEATURES:

- + Ideal retrofit and new build renewable solution
- + Exceptionally high energy efficient cylinder - 56W heat loss (Energy Class B)
- + Fully modulating Grundfos UPMXL 15-125 pump fitted for all system sizes
- + No F-gas requirement
- + High grade 316 stainless steel cylinder and manifold with brass connections
- + Soft blanket high grade insulation with zero GWP and ODP
- + 13A Switched spur power connection on cylinder drawing Max 10.5A
- + Total cylinder weight 65kg (empty) and 272kg (full)
- + Easy pipework connections and simple wiring
- + Built-in control panel
- + MCS certified
- + Connect and Notify Approved
- + Up to 5 year warranty with an approved design and commissioning



## HOW TO MEET DESIRED HOT WATER VOLUMES

Data below is for the Alpha Hydro heat pump package with 200L Pre-plumb cyclinder

House Type	Average Occupancy	Building heat load - notional	Heat Pump size	Floor Area	Recommended stored hot water temp*	Equivalent volume at 40°C draw off with 207 L at 50°C (BS6700 - NHBC/MCS)	Full heat from Cold 10°C	Re-heat after draw off - 60L
1 Bed (1 Bath)	2	3000 Watts	5 kW	50 - 60 m <sup>2</sup>	50°C	276 L (150L)	200 mins	58 mins
2 Bed (1 Bath)	3	4000 Watts	5 kW	60 - 80 m <sup>2</sup>	50°C	276 L (180L)	200 mins	58 mins
3 Bed (2 Bath)	5	5500 Watts	8 kW	80 - 110m <sup>2</sup>	50°C	276 L (210)	119 mins	35 mins
4 Bed (2 Bath)	6	6500 Watts	8 kW	100 - 130 m <sup>2</sup>	55°C	310 L (250)	119 mins	35 mins
5 Bed (3 Bath)	7	7500 Watts	8 kW	110 - 140 m <sup>2</sup>	55°C	310 L (300)	119 mins	35 mins
6 Bed (3 Bath)	8	9000 Watts	12 kW	115 - 150 m <sup>2</sup>	55°C	310 L (300)	49 mins	15 mins

\* Anti-Legionella cycles are programmable to raise to 60°C.

## NHBC GUIDANCE

Hot water storage for notional draw-off requirements should be not less than shown in the following table. Where appliances are to be installed requiring greater amounts of hot water, the storage capacity should be increased accordingly:

Home with Shower	Bath only	Bath and showers*	Two Baths
60L	120L	145L	180L

\*max. 2 showers (excludes instantaneous electric showers).

# E-TEC Plus NX



**10 YEAR  
WARRANTY**

## KEY FEATURES:

- + Stainless steel heat exchanger with a single pass coil moulded in thermoplastic to make the boiler lighter
- + Delta T variable speed operation pump
- + Adjustable heating flow temperature to allow increased efficiency
- + Customisable range output
- + Combined expansion relief with condensate drain
- + Weather compensation compatible
- + Open Therm and Alpha BUS control compatible
- + Removable push fit flue connection
- + Larger LCD display with touch button controls
- + Integrated filling loop
- + Zinc plated expansion vessel to prevent corrosion

## BOILER SPECIFICATIONS

Model	Part number	DHW output (kW)	CH output (kW)	Flow rate @ 35°C rise l/min	Boiler dimensions H x W x D (mm)	Lift weight (kg)	Standard warranty	Modulation range	Max. horizontal flue length (m)	Max. vertical flue length (m)
E-Tec Plus 28 NX	3.033121	28	26.1	12.1	712 x 440 x 268	31.2	10 yr	1:6	12	14
E-Tec Plus 33 NX	3.033122	32	30.4	14.1	712 x 440 x 268	33.4	10 yr	1:6	12	14
E-Tec Plus 38 NX	3.033123	36.9	34.8	15.4	712 x 440 x 268	33.4	10 yr	1:6	12	14


LPG models available

## ACCESSORIES

500mm EasyFlue	1000mm EasyFlue	Vertical flue	PMK (black)	Weather comp.	Trace heating kit	Climatic RF	Climatic hard-wired	Digital EasyStat	Alpha Connect
6.2000510	6.2001010	6.2000520	6.2001300	3.022383	6.5500050	3.022143	3.022144	7.2000050	7.2000155



## ACCESSORIES



PremierPack Pro  
Part Number: 3.028421

**+3 YEAR  
WARRANTY**



Cyclone Filter  
Part Number: 3.024172

**+1 YEAR  
WARRANTY**



Protection Pack  
Part Number: 6.5500055

**+1 YEAR  
WARRANTY**




Pipe Crossover Kit  
Part Number: 3.028658



Condensate Pump  
Part Number: 3.026374

# E-TEC NX



**7 YEAR  
WARRANTY**

## KEY FEATURES:

- + Stainless steel heat exchanger with a single pass coil moulded in thermoplastic to make the boiler lighter
- + Delta T variable speed operation pump
- + Adjustable heating flow temperature to allow increased efficiency
- + Customisable range output
- + Combined expansion relief with condensate drain
- + Weather compensation compatible
- + Open Therm and Alpha BUS control compatible
- + Removable push fit flue connection
- + Zinc plated expansion vessel to prevent corrosion

## BOILER SPECIFICATIONS

Model	Part number	DHW output (kW)	CH output (kW)	Flow rate @ 35°C rise l/min	Boiler dimensions H x W x D (mm)	Lift weight (kg)	Standard warranty	Modulation range	Max. horizontal flue length (m)	Max. vertical flue length (m)
E-Tec 28 NX	3.033112	28.0	26.1	12.1	712 x 440 x 255	31.2	7yr	1:6	12	14
E-Tec 33 NX	3.033113	32.0	30.4	14.1	712 x 440 x 255	33.4	7yr	1:6	12	14

LPG models available


## ACCESSORIES

500mm EasyFlue	1000mm EasyFlue	Vertical flue	PMK (black)	Weather comp.	Trace heating kit	Climatic RF	Climatic hard-wired	Digital EasyStat	Alpha Connect
6.2000510	6.2001010	6.2000520	6.2001300	3.022383	6.5500050	3.022143	3.022144	7.2000050	7.2000155





## ACCESSORIES



PremierPack Pro  
Part Number: 3.028421

**+2 YEAR  
WARRANTY**



Cyclone Filter  
Part Number: 3.024172

**+1 YEAR  
WARRANTY**




Protection Pack  
Part Number: 6.5500055

**+1 YEAR  
WARRANTY**



Condensate Pump  
Part Number: 3.026374

# E-TEC NXS System boilers



**7 YEAR  
WARRANTY**

## KEY FEATURES:

- + Stainless steel heat exchanger with a single pass coil moulded in thermoplastic to make the boiler lighter
- + Delta T variable speed operation pump
- + Adjustable heating flow temperature to allow increased efficiency
- + Customisable range output on both heating and domestic hot water
- + Priority Domestic Hot Water (PDHW) compatible (X-plan)
- + Combined expansion relief with condensate drain
- + Weather compensation compatible
- + Open Therm and Alpha BUS control compatible
- + Removable push fit flue connection
- + Zinc plated expansion vessel to prevent corrosion

## BOILER SPECIFICATIONS

Model	Part number	CH output (kW)	Boiler dimensions H x W x D (mm)	Lift weight (kg)	Standard warranty	Modulation range	Max. horizontal flue length (m)	Max. vertical flue length (m)
E-Tec 20 NXS	3.033117	26.1	712 x 440 x 255	30.6	7 yr	1:6	12	14
E-Tec 30 NXS	3.033119	30.4	712 x 440 x 255	32.8	7 yr	1:6	12	14
E-Tec 35 NXS	3.033120	34.8	712 x 440 x 255	32.8	7 yr	1:6	12	14

LPG models available

## ACCESSORIES

500mm EasyFlue	1000mm EasyFlue	Vertical flue	PMK (black)	Pipe cross-over	Weather comp.	Trace heating kit	Climatic RF*	Climatic Hard Wired*	Comfort 2 channel
6.2000510	6.2001010	6.2000520	6.2001300	3.028658	3.022383	6.5500050	3.022143	3.022144	3.022142

\*Alpha Diverter Valve Kit must be used.




### INDIRECT CYLINDER

Our E-Tec system boilers can be combined with an indirect cylinder for complete heating and hot water solutions.

Kit Number	Description
6.1000300	E-Tec 205 NX and 180 litre cylinder
6.1000301	E-Tec 305 NX and 210 litre cylinder
6.1000305	E-Tec 355 NX and 250 litre cylinder
6.1000306	E-Tec 355 NX and 300 litre cylinder



### ACCESSORIES



PremierPack Pro  
Part Number: 3.028421

**+3 YEAR  
WARRANTY**



Cyclone Filter  
Part Number: 3.024172

**+1 YEAR  
WARRANTY**



Protection Pack  
Part Number: 6.5500055

**+1 YEAR  
WARRANTY**



Three-Way Diverter Valve Kit  
Part Number: 6.5500048

Recommended to be fitted with Climatic Control. See page 23.

# E-TEC Regular



**7 YEAR  
WARRANTY**

## KEY FEATURES:

- + Stainless steel heat exchanger
- + New backlit display
- + Single electrode
- + Easy-access dry-change NTCs
- + Priority Domestic Hot Water (PDHW) compatible (X-plan)
- + Optional external pump wiring

## BOILER SPECIFICATIONS

Model	Part number	CH output (kW)	Boiler dimensions H x W x D (mm)	Lift weight (kg)	Standard warranty	Max. horizontal flue length (m)	Max. vertical flue length (m)
E-Tec 15R	3.028463	15.1	600 x 390 x 305	27	7 yr	12	14
E-Tec 20R	3.028464	20.4	600 x 390 x 305	27	7 yr	12	14
E-Tec 25R	3.028465	26.1	600 x 390 x 305	27	7 yr	12	14

LPG models available

## ACCESSORIES

500mm EasyFlue	1000mm EasyFlue	Vertical flue	PMK (black)	Weather acomp.	Trace heating kit	Hot water relay kit	Climatic RF*	Climatic Hard Wired*	Comfort 2 channel
6.2000510	6.2001010	6.2000520	6.2001300	3.022383	6.5500050	3.029422	3.022143	3.022144	3.022142

\*Alpha Diverter Valve Kit must be used.



## INDIRECT CYLINDER

Our E-Tec regular boilers can be combined with an indirect cylinder for complete heating and hot water solutions.

Kit Number	Description
6.1000302	E-Tec 15R and 150 litre cylinder
6.1000303	E-Tec 20R and 180 litre cylinder
6.1000304	E-Tec 25R and 210 litre cylinder



## ACCESSORIES



Protection Pack  
Part Number: 6.5500055

**+1 YEAR  
WARRANTY**



Trace Heating Kit  
Part Number: 6.5500050



Weather Compensation Probe  
Part Number: 3.022383



Three-Way Diverter Valve Kit  
Part Number: 6.5500048

Recommended to be fitted with Climatic Control. See page 23.

# ALPHA Connect



Part Number: 7.2000155



Control your heating from anywhere with the Alpha Connect app (available on iOS and Android).

#### KEY FEATURES:

- + Boiler Plus compliant
- + Wireless communication
- + Geolocation fencing
- + Optimised start
- + Local or remote control
- + Backlit LCD display
- + Anti-frost function
- + Holiday mode
- + Sleep mode
- + Auto pairing
- + Temperature range - 5 - 35°C

#### ALPHA CLIMATIC

The Alpha Climatic modulating remote control has been specifically designed to work with our E-Tec range of boilers to maximise boiler and system efficiency. It is a multi-channel time and temperature programmer with integrated thermostat and BUS system to transfer data between the boiler and controller.

Within SAP, Alpha Climatic is classed as an Enhanced Load Compensator capable of measuring and maintaining the temperature inside the building by modulating and limiting the boiler flow temperature depending on the measured room temperature.

Available in wired and wireless versions



SAVE  
UP TO  
**£50**  
A YEAR

## ACCESSORIES

### COMFORT 2-CHANNEL

The Alpha Comfort 2-Channel radio frequency controller is a digital, wireless programmable room thermostat and timer for use with all E-Tec system boilers. Battery operated, no hard wiring is required and the transmitter can be sited anywhere up to 30 metres away from the boiler.



Part Number: 3.022142

### DIGITAL EASYSTAT

The Alpha digital EasyStat provides wireless time and temperature control with 7 day programming and settings in one hour increments. The compact and simplistic button design ensures easy set-up and operation for all users.




Part Number: 7.2000050

CONTROLS	Part Number	System						Open-vent				
		E-Tec 28 NX	E-Tec 33 NX	E-Tec Plus 28 NX	E-Tec Plus 33 NX	E-Tec Plus 38	E-Tec 20 NXS	E-Tec 30 NXS	E-Tec 35 NXS	E-Tec 15R	E-Tec 20R	E-Tec 25R
Climatic RF	3.022143	•	•	•	•	•	•*	•*	•*	•*	•*	•*
Climatic hard wired	3.022144	•	•	•	•	•	•*	•*	•*	•*	•*	•*
Alpha Connect	7.2000155	•	•	•	•	•						
Comfort 2CH RF	3.022142						•	•	•	•	•	•
Digital EasyStat	7.2000050	•	•	•	•	•						

\*Alpha Diverter Valve Kit must be used.

# PREMIER Pack Pro



PremierPack Pro  
Part Number: 3.028421

INCLUDES  
**CYCLONE  
PLUS**

Fitting the ingenious PremierPack Pro automatically provides the protection of our Cyclone Plus magnetic filter and increases the standard boiler warranty.

The PremierPack Pro adds an additional 2 years warranty to the E-Tec NX, and when combined with the E-Tec Plus NX and E-Tec NXS models, it will increase the warranty by 3 years.

#### **FEATURES OVERVIEW:**

- + Increases boiler warranty by up to 3 years
- + Cyclone Plus magnetic filter included
- + Fitted pipe clips
- + Pipe cover tray
- + Pipes at clip distance from wall
- + Split flow heating tails
- + Variable fixing point plate
- + BS7593:2019 compliant (Inline filter must be fitted to all new installs)



## CYCLONE PLUS

This innovative device removes debris from the heating system, using both magnetic and centrifugal force, reducing the risk of damage to the boiler.

### FEATURES OVERVIEW

- + Increases boiler warranty by additional 1 year
- + Uses centrifugal and magnetic force to remove debris from the heating system
- + Fits directly to the boiler connections
- + Easy to install
- + Sits neatly under the boiler
- + BS7593:2019 compliant (Inline filter must be fitted to all new installs)

Part Number: 3.024172

**+1 YEAR**  
WARRANTY



Protection Pack  
Part Number: 6.5500055

**+1 YEAR**  
WARRANTY

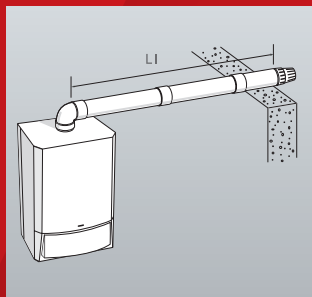
### PROTECTION PACK:

- + Adds 1 year warranty to boiler
- + Cleans and treats the system
- + Conforms with building regulations
- + Included in the pack: inhibitor and system cleaner (cold water scale reducer)

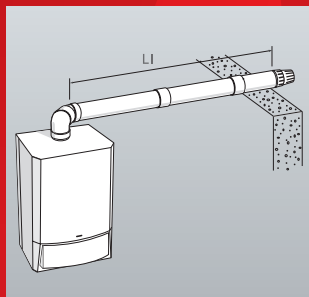
# FLUEING

## HORIZONTAL FLUES

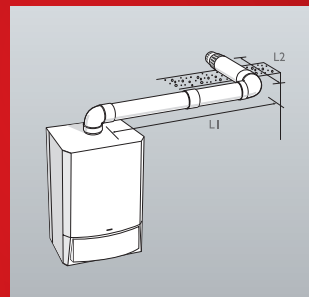
For horizontal flues, purchase telescopic EasyFlue with terminal and the relevant number of extensions/bends.



Maximum horizontal flue length (after the first bend) is 12m for E-Tec models. Allow 1.3m of flue length for each 90° bend, 0.9m of flue length for each 45° bend.



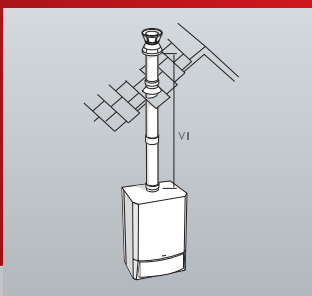
A 90° bend off the top of the boiler angled at 45° to the back wall with a 45° bend attached to it. The maximum flue length (L1) using one 45° bend is 11.1 metres for E-Tec models.



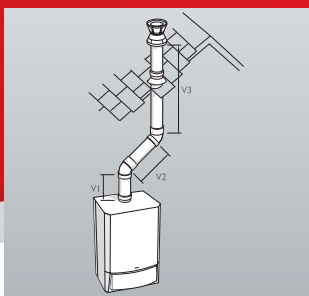
A 90° bend is equivalent to 1.3m of straight flue. Maximum length of flue (L1+L2) with 90° bend is 10.7 metres for E-Tec models.

## VERTICAL FLUES

For vertical flues, purchase boiler only and the relevant flue components necessary. Allow 0.9m for each 45° bend.



Maximum vertical flue length is 14m for E-Tec models. Allow 0.9m of flue for each 45° bend.



Two 45° bends are equivalent to 1.8m of straight flue. The maximum flue length (V1+ V2+V3) with two 45° bends is 12.2m for E-Tec models.

Flueing Options	
Telescopic CD EasyFlue 500mm (with plume management facility)	6.2000510
Telescopic CD EasyFlue 1000mm (with plume management facility)	6.2001010
750mm flue extension	6.2000750
1000mm flue extension	6.2001050
90° flue bend	6.2000590
45° flue bend	6.2000545
Vertical flue terminal (inc. 1000mm flue)	6.2000520
Vertical flue support bracket	6.2000580
CD Ridge flue terminal (Terracotta clay)	6.2000530
CD Ridge flue terminal (Dark brown)	6.2000540
Flashing slate for vertical terminal (pitched roof)	6.1000380
Flashing slate for vertical terminal (flat roof)	6.1000390
Extra flue band – 70mm	6.5630130
100mm flue support bracket	6.1000357
100mm flue sealing wall collar (White)	6.5472207
100mm flue sealing wall collar (rubber – Black)	6.2001370
CD flue terminal guard (stainless steel)	6.2000570

Plume management	
Plume Management Kit (Black) (2x90° elbows, 1000mm extension, wall bracket, collar)	6.2001300
Plume Management – 1000mm extension (Black) including wall bracket	6.2001310
Plume Management – 45° elbows x 2 (Black)	6.2001345
Plume Management – 90° elbow x 1 (Black)	6.2001390
Plume Management – Flue sealing collar (Black)	6.2001370
Plume Management – Wall bracket kit	6.2001361
Plume Management Kit (White) (2x90° elbows, 1000mm extension, wall bracket, collar)	6.2001200
Plume Management – 1000mm extension (White) including wall bracket	6.2001210
Plume Management – 45° elbows x 2 (White)	6.2001245
Plume Management – 90° elbow x 1 (White)	6.2001290
Plume Management – Flue sealing collar (White)	6.5472207
Plume Management – Wall bracket kit	6.2001361



Terminal position	Min. Distance (mm)	
A Directly below an opening, air brick, windows, etc.	300	(See Note 1)
B Below gutters, soil pipes or drain pipes	75	(See Note 3)
C Below eaves	200	(See Note 3)
D Below balconies	200	(See Note 3)
E From a vertical drain pipe or soil pipe	150	(See Note 3)
F From an internal or external corner	300	(See Note 2)
G Above ground, roof or balcony level	300	
H From a surface or boundary facing the terminal	600	(See Note 9)
I From a terminal facing the terminal	1200	
J Above an opening, air brick, window etc.	300	(See Note 1)
K Vertically from a terminal on the same wall	1500	
L Horizontally from a terminal on the same wall	300	
M Horizontally from an opening, air brick, window etc.	300	(See Note 1)
N Minimum protrusion through a roof	300	
O From a vertical obstruction	300	
P From an openable window	600	
Q From an adjacent vertical terminal	600	
R From an opening in the car port (e.g. door, window) into the dwelling	1200	
S Below a Velux window	2000	
T Terminal parallel to a boundary	300	

### Notes:

- In addition, the terminal should not be nearer than 150 mm to the framework of an opening into the building, i.e. a window surround or door surround.
- This clearance may be reduced to 25 mm without effecting the performance of the boiler. However, to ensure the condensate plume does not affect adjacent surfaces a clearance of 300 mm is preferable.
- These clearances may be reduced to 25 mm without effecting the performance of the boiler. However, to ensure the condensate plume does not affect adjacent surfaces the terminal can be extended beyond gutters, pipes, eaves, balconies etc. by up to 500 mm. If the flue is extended more than 500 mm outside, it should be boxed and insulated.
- To reduce the possibility of nuisance to neighbouring buildings etc. it is recommended the terminal should not be less than 2500 mm from car parking spaces, building boundary walls, fences etc.
- A terminal must not be sited under a car port roof.
- In certain weather conditions the terminal will emit a plume of steam. If possible avoid positioning the terminal where this may cause a nuisance, i.e. positions A, D, G, H, J or M.
- The flue terminal must be exposed to the external air and the position must allow the free passage of air across it at all times.
- The flue terminal must be positioned where products of combustion will freely disperse and not cause a nuisance.
- Where a terminal is sited below 2 m from the ground or floor level, the terminal must be protected by a terminal guard. In these situations, consideration should also be given to prevent nuisance plume and fumes in areas such as access routes, passageways, patios, balconies etc.

# COMMERCIAL HEATING SOLUTIONS



The newly extended range of Alpha boilers and heat pumps now covers a very wide range of applications with a choice of heating solutions providing maximum efficiency.

As well as meeting the needs of building owners and occupiers, the Alpha range also meets the needs of specifiers and M & E contractors with high quality components and systems designed to make installation and maintenance as simple as possible. Whatever your need, there is an Alpha boiler or heat pump for you.

## MAGIS M.

4-30kW

**High efficiency stand-alone monobloc heat pumps**

Suitable for a large range of heating and cooling applications in domestic and commercial settings, the Magis M range of heat pumps with reversible air-to-water inverter technology comprises 13 models.

Highly energy efficient, they provide great comfort with minimal environmental impact as they operate with pre-loaded R32 refrigerant. A built-in primary pump and expansion vessel also help minimise installation times while a factory-fitted external weather probe allows flow temperature modulation.



## ARES Pro

150-600kW

### High water content condensing boilers

Ideal for new and replacement/retrofit projects, ARES Pro boilers can be directly connected to the existing system.

With a compact footprint and no need for a hydraulic separator/plate heat exchanger or low loss header, Ares Pro boilers are easy and economical to install. Features such as a high water content design for fewer burner switch on/off cycles further improve overall efficiency.



## ARES Tec

150-900kW

### High output flexible floor-standing condensing boilers

Among the most innovative boilers of their type, the ARES Tec range is infinitely flexible for buildings requiring a high output heating system.

Outputs range from 150kW to 900kW, with each boiler comprising a number of self-contained heat-generating modules forming, in essence, a series of linked boilers within a single casing. This modular design optimises energy efficiency and comfort levels for building occupiers like no other boiler technology today.



## ProTec Plus

48-180 kW

### High efficiency fan-assisted condensing boilers

Designed for large houses or commercial projects, ProTec Plus boilers provide heat for central heating systems that require large outputs.

They can be wall-mounted or fixed to our free-standing frames and can be installed as a single unit or cascaded for even higher outputs. Offering a wide modulation range for high energy efficiency, they also lead the market in ultra-low emissions.

# MAGIS M.



**THE MAGIS M RANGE IS SUITABLE FOR BOTH DOMESTIC AND COMMERCIAL SETTINGS AND IS AVAILABLE IN MULTIPLE OUTPUTS FROM 4kW UP TO 30kW.**

The Magis M range of stand-alone monobloc heat pumps with reversible air-to-water inverter technology comprises 13 models to suit a large range of heating and cooling applications in both domestic and commercial settings.

They are highly energy efficient, providing great comfort with minimal environmental impact as they operate with R32 refrigerant. The R32 is pre-loaded and the heat pumps are hermetically sealed, meaning that an F-Gas qualification is not required for their installation. They also have many built-in features - such as a built-in primary pump and expansion vessel - to help minimise installation times and keep the technology simplistic.

## **KEY FEATURES:**

- + Ultra quiet - Sound Pressure Levels as low as 35db at 3m
- + Operates in external temperatures between -25°C to 43°C
- + MCS Certified heat pump
- + 5 Year Warranty\*
- + Inverter technology enables heating and cooling

\*on approved and correctly installed/maintained installations

## MAGIS M. CONTROL PANEL



### CONTROL PANEL

A control panel is supplied as standard with all heat pumps within the Magis M range.

It enables the programming of system operation and the relative temperature control of the system. For example, the control panel acquires data (from the external probe on the heat pump) and adjusts the system's flow temperature to align with the pre-set climatic curve.

The control panel is connected to a specific terminal block within the heat pump and can also operate as a room thermostat. This function can be overridden and an external third-party thermostat can be used, keeping the control panel as a management system.

In addition, one control panel can be used to cascade manage six heat pumps.

Model (nominal Capacity)	4kW	6kW	8kW	12kW	14kW	16kW	12kW	14kW	16kW	18kW	22kW	26kW	30kW
Power Supply	1Φ, 220~240V, 50Hz						3Φ, 380~415V, 50Hz						
COP @ 35°C flow (ext Temp 7°C)	5.1	4.95	5.15	4.95	4.6	4.5	4.95	4.6	4.5	4.7	4.4	4.08	3.91
Operating Temperature (min/max) CH	-25°C ~ 35°C												
Minimum Buffer Size	40 Litres												
Breaker Size	20A	20A	20A	32A	32A	32A	16A	16A	16A	20A	25A	25A	28A
Piping Connections	1" Male BSP			1" 1/4 Male BSP						1" 1/4 Male BSP			
Net Weight	86kg		158kg			172kg			177kg				
Pre-Charged R32	1.4kg		1.75kg			1.75kg			5kg				
Compressor	Twin Rotary Compressor												
Sound Power Level	55	58	59	65	65	68	65	65	68	71	73	75	77
Unit Casing	Single Fan						Double Fan						

# ARES Tec



## ARES TEC FLOOR-STANDING CONDENSING BOILERS PROVIDE INFINITELY FLEXIBLE SOLUTIONS FOR BUILDINGS REQUIRING A HIGH OUTPUT HEATING SYSTEM.

Each boiler is made up of a number of self-contained heat generating modules linked together within a single casing. This modular design enables ARES Tec boilers to optimise energy efficiency and comfort levels for occupants of a wide range of projects from hotels to office buildings, schools to sports centres.

In addition, consultants, system designers and contractors also benefit from ARES Tec's advanced technology which greatly eases the installation process, increases siting options and simplifies maintenance.

### PRODUCT CHOICE

- + Ten models with outputs ranging from 150-900kW
- + Can be cascaded for higher output requirements
- + Natural gas or LPG options

### AT A GLANCE



**2 YEAR  
WARRANTY**

UPGRADE TO  
**5 YEAR WARRANTY**  
WITH THE ALPHA PLATE HEAT EXCHANGER

### PERFORMANCE BENEFITS

- + Very high modulation range up to 1:40 optimises comfort levels
- + Exceptional energy efficiency (up to 109% at the minimum modulated capacity)
- + High seasonal efficiency (+30% compared to standard efficiency boilers)
- + Low NOx emissions (30Mg/kWh, 17ppm)

### SITING ADVANTAGES

- + Compact dimensions
- + Ultra-low operating noise levels (<49 dBA)
- + IPX5D rated for optional siting outdoors

### EASIER INSTALLATION AND MAINTENANCE

- + Excellent power to weight ratios
- + Fewer connections
- + Easy access internal layout
- + Each module shares a single set of ancillary components including flow and return pipes, electronic controls and flue

### COMPLIANCE

- + Building Regulations Part L 2010
- + NOx Class 6 – EN 15420 and EN 297/A3



# ARES Pro



**THE ARES PRO RANGE OF HIGH WATER CONTENT CONDENSING BOILERS HAVE BEEN DESIGNED AND MANUFACTURED TO MEET THE NEEDS OF NEW AND REPLACEMENT/RETROFIT APPLICATIONS, WITH THE ADDED ADVANTAGE OF BEING TOLERANT TO OLDER HEATING SYSTEMS.**

## AT A GLANCE



**5 YEAR  
WARRANTY**

**A**  
COMMERCIAL BOILERS

Featuring high performance components including a stainless steel heat exchanger, ARES Pro boilers offer many advantages to specifiers and building occupiers alike. Delivering superior and reliable functionality this powerful workhorse is designed to aid quick installation and ensure long term performance and cost efficiency.

### PRODUCT CHOICE

- + Seven models available in range
- + Outputs ranging from 150-600kW

### PERFORMANCE BENEFITS

- + High water content design reducing burner switch on/off cycles and improving seasonal efficiency
- + Stainless steel heat exchanger for maximum combustion performance and safety
- + Financial savings as pump and hydraulic separator/plate heat exchanger not required
- + Low resistance waterways

### SITING & INSTALLATION ADVANTAGES

- + Less installation space needed due to compact footprint
- + Direct connection to the system, not necessary to use headers
- + Option to use existing pump to minimise install work

# PROTEC NX



## AT A GLANCE



**5 YEAR  
WARRANTY**

## KEY FEATURES:

- + New casing design with improved aesthetics
- + Reduced dimensions for compact installations individually and in cascade
- + New advanced control panel with detailed display screen and keypad control
- + Built in Cascade functioning and multi zone control with time programs
- + All models have increased 94% Eco design efficiency
- + Low emissions low NO<sub>x</sub> < 30mg/kWh
- + Hydrogen ready and certified (blend)
- + With a wide of optional accessories for Cascade and hydraulic configurations

**PROTEC NX HIGH EFFICIENCY FAN-ASSISTED CONDENSING BOILERS ARE IDEALLY SUITED TO LARGE DOMESTIC PROJECTS OR COMMERCIAL APPLICATIONS.**

Easy to install, ProTec NX boilers can be wall mounted or fixed to our free-standing frames. With outputs ranging from 48kW to over 1MW, they combine high efficiency with low emissions. They can also be configured as either a single unit or in simple modular formation for even greater outputs.

	E-Tec 28 NX	E-Tec 33 NX	E-Tec Plus 28 NX	E-Tec Plus 33 NX	E-Tec Plus 38 NX	E-Tec 20 NXS	E-Tec 30 NXS	E-Tec 35 NXS	E-Tec 15R	E-Tec 20R	E-Tec 25R
Warranty	7	7	10	10	10	7	7	7	7	7	7
Part number	3.033112	3.033113	3.033121	3.033122	3.033123	3.033117	3.033119	3.033120	3.028463	3.028464	3.028465
ErP rating (heating)	A	A	A	A	A	A	A	A	A	A	A
ErP % (heating)	94	94	94	94	94	94	94	94	93	93	93
ErP rating (water)	A	A	A	A	A	N/A	N/A	N/A	N/A	N/A	N/A
ErP load	XL	XL	XL	XL	XL	N/A	N/A	N/A	N/A	N/A	N/A
Height (mm)	712	712	712	712	712	712	712	712	600	600	600
Width (mm)	440	440	440	440	440	440	440	440	390	390	390
Depth (mm)	268	268	268	268	268	268	268	268	305	305	305
Weight (kg)	31.2	33.4	31.2	33.4	33.4	30.6	32.8	32.8	27	27	28
DHW Flow rate	12.1	14.1	12.1	14.1	15.4	N/A	N/A	N/A	N/A	N/A	N/A
DHW output (kW)	28	32	28	32	36.9	N/A	N/A	N/A	N/A	N/A	N/A
CH output (kW)	26.1	30.4	26.1	30.4	34.8	26.1	30.4	34.8	15.1	20.4	26.1
Noise levels (dB)	52	54	52	55	54	52	54	54	36	44	47
Modulation Range	1:6	1:6	1:6	1:6	1:6	1:6	1:6	1:6	1:4	1:3.5	1:2.4
Heat exchanger	S/S	S/S	S/S	S/S	S/S	S/S	S/S	S/S	S/S	S/S	S/S
Grundfos pump and hydroblock assembly	Yes	Yes	Yes	Yes	Yes	Yes	Yes	Yes	No	No	No
Single electrode	Yes	Yes	Yes	Yes	Yes	Yes	Yes	Yes	No	No	No
Easy-access dry change NTCs	Yes	Yes	Yes	Yes	Yes	Yes	Yes	Yes	No	No	No
Combined condensate and PRV connection	Yes	Yes	Yes	Yes	Yes	Yes	Yes	Yes	No	No	No
Clip-on DHW temperature sensor	Yes	Yes	Yes	Yes	Yes	No	No	No	No	No	No
Backlit LCD	Yes	Yes	Yes	Yes	Yes	Yes	Yes	Yes	Yes	Yes	Yes
Frost protection and daily pump kick	Yes	Yes	Yes	Yes	Yes	Yes	Yes	Yes	Yes	Yes	Yes
Opentherm compatible	Yes	Yes	Yes	Yes	Yes	Yes	Yes	Yes	Yes	Yes	Yes
500mm telescopic EasyFlue	6.2000510	6.2000510	6.2000510	6.2000510	6.2000510	6.2000510	6.2000510	6.2000510	6.2000510	6.2000510	6.2000510
1000mm telescopic EasyFlue	6.2001010	6.2001010	6.2001010	6.2001010	6.2001010	6.2001010	6.2001010	6.2001010	6.2001010	6.2001010	6.2001010
Vertical flue terminal (inc. 1000mm flue)	6.2000520	6.2000520	6.2000520	6.2000520	6.2000520	6.2000520	6.2000520	6.2000520	6.2000520	6.2000520	6.2000520
Max. horizontal flue on 100mm dia(m)	12	12	12	12	12	12	12	12	12	12	12
Max. vertical flue on 100mm dia(m)	14	14	14	14	14	14	14	14	14	14	14
Built in plume management	Yes	Yes	Yes	Yes	Yes	Yes	Yes	Yes	Yes	Yes	Yes
Plume management kit (black)	6.2001300	6.2001300	6.2001300	6.2001300	6.2001300	6.2001300	6.2001300	6.2001300	6.2001300	6.2001300	6.2001300
Cyclone Plus part number	3.024172	3.024172	3.024172	3.024172	3.024172	3.024172	3.024172	3.024172	N/A	N/A	N/A
Alpha Protection Pack	6.5500055	6.5500055	6.5500055	6.5500055	6.5500055	6.5500055	6.5500055	6.5500055	6.5500055	6.5500055	6.5500055
PremierPack part number	3.028421	3.028421	3.028421	3.028421	3.028421	3.028421	3.028421	3.028421	N/A	N/A	N/A
Pipe cross-over kit	3.028658	3.028658	3.028658	3.028658	3.028658	3.028658	3.028658	3.028658	N/A	N/A	N/A
Condensate pump	3.026374	3.026374	3.026374	3.026374	3.026374	3.026374	3.026374	3.026374	3.026374	3.026374	3.026374
Weather compensation	3.022383	3.022383	3.022383	3.022383	3.022383	3.022383	3.022383	3.022383	3.022383	3.022383	3.022383
Alpha Connect	7.2000155	7.2000155	7.2000155	7.2000155	7.2000155	N/A	N/A	N/A	N/A	N/A	N/A
Climatic RF	3.022143	3.022143	3.022143	3.022143	3.022143	N/A	N/A	N/A	N/A	N/A	N/A
Climatic hard-wired	3.022144	3.022144	3.022144	3.022144	3.022144	N/A	N/A	N/A	N/A	N/A	N/A
Comfort 2-channel RF	N/A	N/A	N/A	N/A	N/A	3.022142	3.022142	3.022142	3.022142	3.022142	3.022142
Digital EasyStat	7.2000050	7.2000050	7.2000050	7.2000050	7.2000050	N/A	N/A	N/A	N/A	N/A	N/A
Diverter valve kit	N/A	N/A	N/A	N/A	N/A	6.5500048	6.5500048	6.5500048	N/A	N/A	N/A
Hot water relay kit	N/A	N/A	N/A	N/A	N/A	N/A	N/A	N/A	3.029422	3.029422	3.029422

\* Alpha Diverter Valve kit must be used with Climatic RF or hard-wired.

# Alpha

## HEAD OFFICE

Nepicar House  
London Road  
Wrotham Heath  
Kent  
TN15 7RS

## USEFUL NUMBERS

General sales enquiries	0344 871 8760
Order/Delivery enquiries	0344 871 8761
Sales order fax	0344 871 8762
Sales order email	orders@alpha-innovation.co.uk
Training academy	0344 871 8763
Technical helpline	0344 871 8764

RB0923

[www.alpha-innovation.co.uk](http://www.alpha-innovation.co.uk)



**Carbon neutral**  
Print product

ClimatePartner.com/17071-2309-1002

